












COVID-19 IMPACT ON GOZITAN TOURISM ESTABLISHMENTS 2021

1. TYPE OF ESTABLISHMENT			
Answer Choices			Response Percent
1	HOTEL		18.18%
2	BOUTIQUE HOTEL		6.06%
3	GUESTHOUSE		9.09%
4	B & B		3.03%
5	SELF CATERING FARMHOUSE		24.24%
6	SELF CATERING APARTMENT		6.06%
7	SELF CATERING VILLA		0.00%
8	REAL ESTATE		3.03%
9	DIVING		12.12%
10	RESTAURANT		9.09%
11	TOURISM CONSULTANCY		0.00%
12	TOURIST ATTRACTION		0.00%
13	TRANSPORT		0.00%
14	TRAVEL AGENCY/DMC		3.03%
15	Other (please specify):		6.06%
Other (please specify): (2)			
1	26/05/2021 10:31 AM ID: 167449742	Day charter	
2	26/05/2021 17:57 PM ID: 167493793	outdoor activities	


2. NUMBER OF EMPLOYEES (FULL TIME AND PART TIME)

Answer Choices			Response Percent
1	LESS THAN 5		48.48%
2	BETWEEN 5 - 10		27.27%
3	BETWEEN 10 - 20		6.06%
4	BETWEEN 20 - 50		15.15%
5	MORE THAN 50		3.03%



3. DID YOUR ESTABLISHMENT EXPERIENCE A LOSS IN PROFIT DUE TO COVID-19, DURING 2020? IF YES HOW MUCH WAS YOUR LOSS IN PROFIT FOR THE PERIOD OCTOBER 2020 TO MARCH 2021 WHEN COMPARED TO SAME PERIOD OCTOBER 2019 TO MARCH 2020?.

Answer Choices			Response Percent
1	0 - 10%		0.00%
2	10% - 20%		0.00%
3	20% - 30%		3.13%
4	30% - 40%		9.38%
5	40% - 50%		18.75%
6	50% - 60%		15.63%
7	60% - 70%		9.38%
8	MORE THAN 70%		43.75%
9	NO LOSS		0.00%




4. NOW THAT MALTESE GUESTS ARE ABLE TO VISIT GOZO AGAIN, HOW DO YOU RATE THE DEMAND BY THIS CATEGORY OF TOURISTS DURING THE MONTH OF MAY 2021 WHEN COMPARED TO MAY 2020.

Answer Choices			Response Percent
1	BETTER THAN SAME PERIOD LAST YEAR		30.30%







4. NOW THAT MALTESE GUESTS ARE ABLE TO VISIT GOZO AGAIN, HOW DO YOU RATE THE DEMAND BY THIS CATEGORY OF TOURISTS DURING THE MONTH OF MAY 2021 WHEN COMPARED TO MAY 2020.

2	SAME LEVELS		39.39%	
3	LESS THAN SAME PERIOD LAST YEAR		30.30%	


5. WHAT ARE YOUR PREVISIONS FOR YOUR ESTABLISHMENT PERFORMANCE DURING THIS COMING SUMMER WHEN COMPARED TO SUMMER 2020?

Answer Choices			Response Percent	
1	BETTER THAN SUMMER OF LAST YEAR		30.30%	
2	SAME LEVELS OF SUMMER OF LAST YEAR		39.39%	
3	LESS THAN SUMMER OF LAST YEAR		30.30%	



6. WHEN DO YOU SEE YOUR BUSINESS RECUPERATING?

Answer Choices			Response Percent	
1	i AM VERY UNSURE AT THIS STAGE		33.33%	
2	MY BUSINESS IS RECOVERING		6.06%	
3	MY BUSINESS SHOULD START RECOVERY IN MAY		3.03%	
4	MY BUSINESS SHOULD START RECOVERING AS FROM JUNE		15.15%	
5	MY BUSINESS SHOULD START RECOVERING IN AUGUST		9.09%	
6	MY BUSINESS SHOULD START RECOVERY BY END OF 2021		6.06%	



6. WHEN DO YOU SEE YOUR BUSINESS RECUPERATING?

7	MY BUSINESS RECOVERY SHOULD BE SOME TIME IN 2022		27.27%	




7. DID YOUR ESTABLISHMENT EFFECT ANY REDUNDANCIES DURING THE PERIOD OCTOBER 2020 TO MARCH 2021?

Answer Choices			Response Percent	
1	YES		23.33%	
2	NO		76.67%	






8. HAS YOUR ESTABLISHMENT RE-ENGAGED NEW EMPLOYEES SINCE APRIL 2021?

Answer Choices			Response Percent	
1	YES		27.27%	
2	NO		72.73%	

9. IF YES BY HOW MUCH?

Answer Choices			Response Percent	
1	0 - 10%		81.82%	
2	BETWEEN 11% - 15%		9.09%	
3	BETWEEN 15% - 25%		9.09%	
4	MORE THAN 25%		0.00%	







10. YOUR ESTABLISHMENT IS LIKELY TO

Answer Choices			Response Percent
1	REDUCE ITS CURRENT STAFF FROM CURRENT LEVELS IN THE NEXT 3 MONTHS		3.03%
2	KEEP ITS CURRENT STAFF STABLE IN THE NEXT 3 MONTHS		60.61%
3	INCREASE ITS CURRENT STAFF BUT NOT TO PRE COVID-19 LEVELS		27.27%
4	INCREASE ITS CURRENT STAFF TO PRE COVID-19 LEVELS		3.03%
5	Other (please specify):		6.06%






Other (please specify): (2)

1	26/05/2021 10:31 AM ID: 167449742	close activity
2	26/05/2021 14:21 PM ID: 167473319	NA

11. WHAT ARE THE OVERALL VIEWS ON YOUR BUSINESS SALES/TURNOVER DURING THE MONTH OF MAY 2021?

Answer Choices			Response Percent
1	VERY SATISFIED		3.03%
2	SATISFIED		12.12%
3	NEUTRAL		24.24%
4	DISSATISFIED		24.24%
5	VERY DISSATISFIED		24.24%
6	N/A		12.12%






12. WHAT FINANCIAL MEASURES HAVE BEEN THE MOST EFFECTIVE FOR YOUR BUSINESS

Answer Choices			Response Percent
1	COVID WAGE SUPPLEMENT		90.63%
2	RENT REFUND		15.63%
3	BANK MORATORIUM		15.63%
4	ELECTRICITY BILL REFUND		25.00%
5	Other (please specify):		12.50%







Other (please specify): (4)

1	26/05/2021 09:52 AM ID: 167445990	NO help supplements received.
2	26/05/2021 11:22 AM ID: 167455919	Deferral of payment of taxes
3	26/05/2021 12:40 PM ID: 167464017	Covid Loan
4	27/05/2021 07:03 AM ID: 167509210	did not benefit from any of these

13. RATE THE LEVEL OF EFFECTIVENESS OF FINANCIAL MEASURES PROVIDED BY GOVERNMENT FOR YOUR ESTABLISHMENT

Answer Choices			Response Percent
1	1 NOT EFFECTIVE		6.06%
2	2		21.21%
3	3		27.27%
4	4		18.18%
5	5 HIGHLY EFFECTIVE		27.27%

14. HOW WILL YOUR BUSINESS BE AFFECTED IF NO COVID WAGE SUPPLEMENT IS GIVEN?

Answer Choices			Response Percent
1	NO IMPACT ON THE ESTABLISHMENT AS THE BUSINESS WAS NOT BENEFITTING FROM THE COVID WAGE SUPPLEMENT		3.13%
2	NO SIGNIFICANT IMPACT SINCE WAGE SUPPLEMENT WAS REDUCED		6.25%
3	NO IMPACT ON THE ESTABLISHMENT AS THE BUSINESS IS RECOVERING		3.13%
4	ESTABLISHMENT WOULD HAVE TO REDUCE NUMBER OF EMPLOYEES		50.00%
5	ESTABLISHMENT WOULD CLOSE DOWN		40.63%
6	Other (please specify):		9.38%












Other (please specify): (3)

1	26/05/2021 09:52 AM ID: 167445990	NO wage supplement received
2	26/05/2021 09:56 AM ID: 167446325	It will have a significant impact but we try to manage
3	26/05/2021 12:08 PM ID: 167460990	ill have to take a decision...

Comments: (4)

1	26/05/2021 09:52 AM ID: 167445990	We needed NO wage supplement as we are pensioners from the UK. As we could/did not claim wage supplement we were NOT ELLIGIBLE for RENT SUPPLEMENT. UNNACEPTABLE THAT WE RECEIVD NO HELP FROM THE GOVERNMENT.
2	26/05/2021 17:57 PM ID: 167493793	2021 and we are still on survival mode
3	27/05/2021 09:59 AM ID: 167522032	we need the covid wage supplement to continue till June 2022
4	29/05/2021 10:12 AM ID: 167690717	The organization is receiving already a reduced wage supplement. A total stop of the scheme would lead to a reduction in employees.

15. WHAT GRANT/SCHEMES WOULD BE MOST BENEFICIAL AS COVID - 19 RECOVERY FUNDS FOR YOUR BUSINESS?

Answer Choices			Response Percent
1	ASSISTANCE WITH WAGES OF EMPLOYEES		81.25%
2	BANK MORATORIUM		21.88%
3	DEFERRAL OF TAXES (NI, VAT, ETC)		25.00%
4	REDUCTION IN UTILITY BILLS		56.25%
5	WAIVING OF MTA LICENCE		65.63%
6	WAIVING OF REWS SWIMMING POOL LICENCES		37.50%
7	WAIVING OF LANDS AUTHORITY ENCROACMENT FEES		3.13%
8	WAIVING OF TRANSPORT MALTA LICENSE FEES		12.50%
9	SCHEMES WITH MARKETING ASSISTANCE		25.00%
10	REDUCTION IN VAT		46.88%
11	Other (please specify):		6.25%
Other (please specify): (2)			
1	26/05/2021 12:08 PM ID: 167460990	rent refund	
2	26/05/2021 17:57 PM ID: 167493793	TM fees have been crippling No tourism and still expected to pay fees	